

FOCUS DUAL®

Lift | Firm | Tighten

Radiofrequency Microneedle &
High Intensity Focused Ultrasound



Lynton

FOCUS DUAL®

Improve skin quality at **every layer**

Safe on all skin colours

Virtually **no downtime**

Focus Dual® offers a unique combination of two of the latest clinically proven technologies for face and body treatments. Radiofrequency Microneedling and High Intensity Focused Ultrasound come together to give maximum results for retexturing and lifting the skin.

Treat the skin at ALL layers: SMAS, reticular dermis, papillary dermis, and epidermis all in one treatment! Varying needle depths from 0.5mm to 3.5mm, 10 level RF settings and 4 HIFU focal depths create ultimate flexibility to tailor results for every skin concern. Ultra-fine needles and unique vacuum features allow safer treatments with reduced discomfort and downtime compared to other devices.

Give skin back
its **SNAP!**



FOCUS DUAL



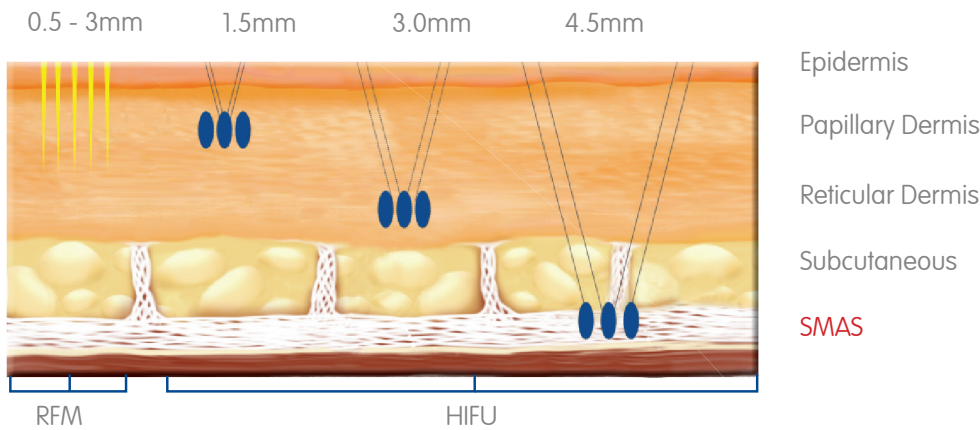
Lift | Firm | Tighten

Fully **Retexturise**

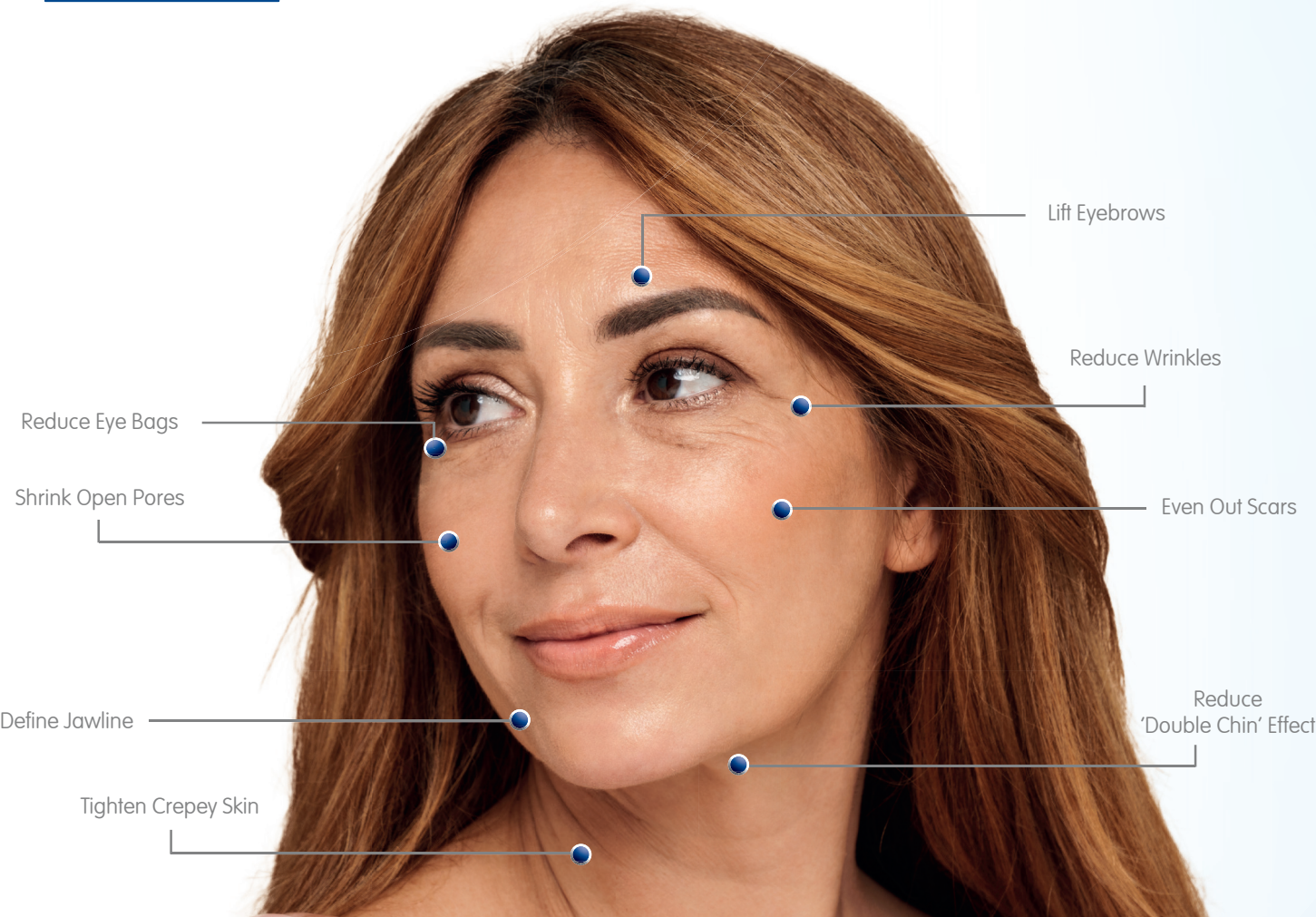
Boost **Skin Quality**

Boost Skin Quality at **Every Layer**

The flexibility of Focus Dual® allows you to improve the SMAS, reticular dermis, papillary dermis and epidermis in a single treatment! Build patient trust and satisfaction with **GENUINE results**.



Indications




Radiofrequency Microneedle (RFM)

Utilising microneedles to puncture the skin's surface can help to improve a variety of different indications such as scars and wrinkles and helps to improve the overall appearance and rejuvenation of skin. Radiofrequency (RF) induces thermal trauma to stimulate neocollagenesis in deep layers of the skin, creating stronger, firmer skin to help with concerns such as wrinkles and laxity. Combine Radiofrequency & Microneedling (RFM) together and you have a dual effect on the tissue for a whole host of textural and ageing concerns such as acne scars, skin laxity, stretch marks, open pores, and wrinkles.

- Vacuum suction technology
- Non-insulated needles
- Virtually no downtime
- Treats all skin types

Vacuum technology is used to stabilise the microneedles for **safer and more precise treatments**, especially useful around the delicate eye area.

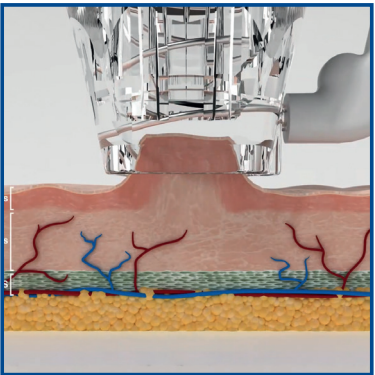


Focus Dual® uses super fine microneedles (only 0.16mm in diameter) creating a **safer treatment with less bleeding and discomfort** versus other devices.

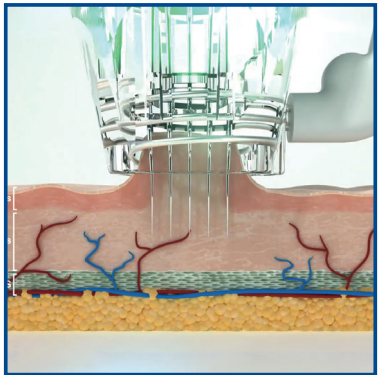
Varying needle depths from 0.5 to 3.5mm allow energy to be placed in both the superficial and deep dermis for **better results**.



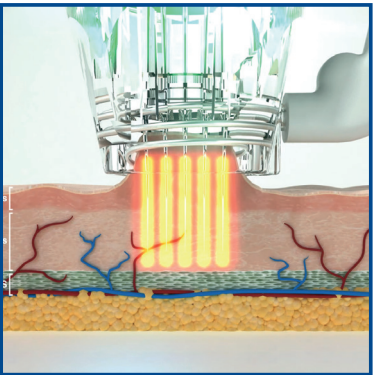
RF energy is delivered through the ultra-fine non-insulated needles once they enter the skin.



1. Vacuum



2. Needling



3. RF Energy Generation

Fibroblast Proliferation



Collagen Induction

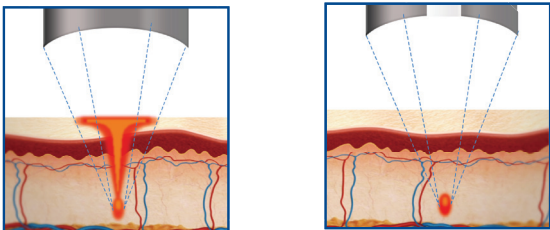


High Intensity Focused Ultrasound (HIFU)

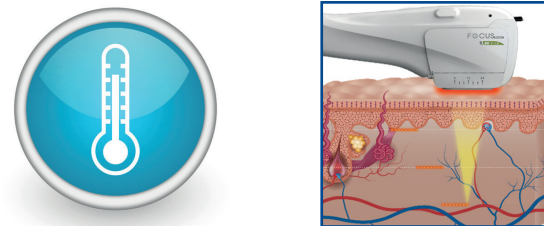
Deep in the skin is the SMAS layer, this is the layer a surgeon will physically lift in a facelift; being so deep it's difficult to target with non-surgical technology – until now! HIFU creates deep focus points of coagulative necrosis in the SMAS layer through 65-degree heat zones. The SMAS layer is immediately contracted without damage to the skin surface or surrounding tissues, this creates immediate tightening and lifting. As the skin's wound healing response is triggered, the skin naturally lifts and tightens over time, continually improving up to 12 weeks post treatment. HIFU can be adjusted to target the upper and lower dermis as well as the SMAS layer with 4.5mm, 3mm, and 1.5mm cartridge depths to reduce lines and wrinkles, crepiness, and laxity. Patients can expect real changes that lift and tighten jawlines, make cheekbones more prominent, reduce under eye bags, and lift brow areas. All in all, there is nothing better to give skin back its SNAP!

- Treat all layers of the skin
- Immediate tightening and lifting
- Virtually no downtime
- Treats all skin types

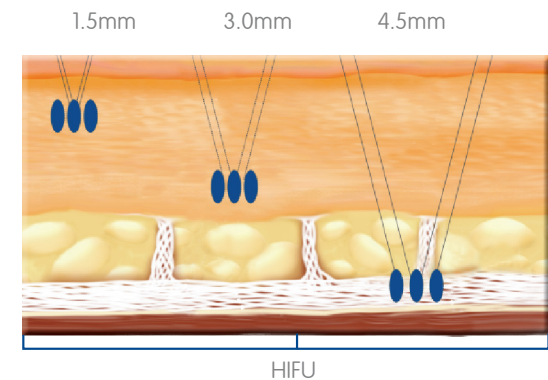

Safety Assist Transducers (SAT), unique to the Focus Dual®, emit high intensity ultrasound waves in a unique pattern that **avoids unwanted overlap** in the surface tissues **reducing post-inflammatory hyperpigmentation** and **reducing discomfort for all**.



High Intensity Focused Ultrasound consistently reaches temperatures of **60-70°C** initiating optimal neocollagenesis to lift and tighten skin. This is especially effective around the eyes, cheeks, and jawline.



- 1.5mm:** Effectively targets the superficial dermis where loosely arranged collagen fibre resides.
- 3.0mm:** Targets the reticular dermis, stimulating fibroblasts.
- 4.5mm:** Targets the SMAS layer where the most lifting efficacy of HIFU takes place.

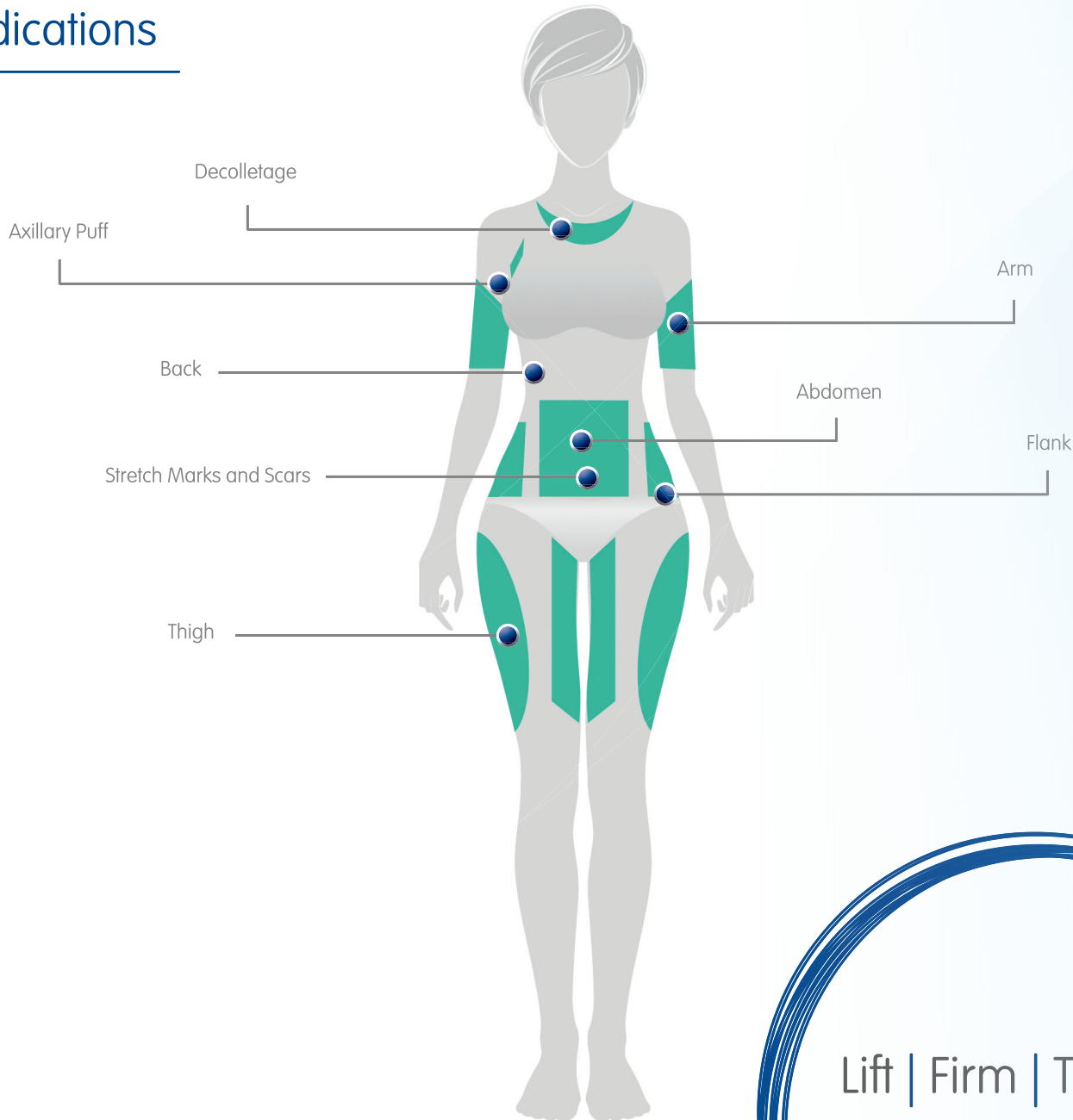


Body Contouring with HIFU

With the optional 13mm cartridge, HIFU energy penetrates through the skin's layers and into the subcutaneous tissue without harming the skin or surrounding tissue, at a depth that can target and break down adipose cells. The high frequency of the ultrasound wave results in heating up to 65°C to destroy fat cells and tighten skin. The damaged cells are then flushed from the body through natural detoxification processes.

- Proven safety record
- Skin tightening and fat reduction
- Virtually no downtime
- Treats all skin types

Indications



Lift | Firm | Tighten



Call Lynton today on 01477 536 977
or visit lynton.co.uk

In partnership with



System Specifications

Energy Type	Radiofrequency and HIFU
Handpieces	Radiofrequency handpiece and HIFU handpiece
Input Power	AC 100 - 20V, 50/60 Hz
Cartridge	SM 4-4.5 / DD 7-3.0 / SD 7-1.5 / SD 7-1.5N / SC 4-13
Needle	25 pin RF multi needle
Display	10.2 inch LCD Touch Screen
Weight	11 kg
Dimensions, mm (W x D x H)	497 x 437 x 329

Lynton Lasers Ltd

Unit 9D, Manor Lane,
Holmes Chapel, Cheshire, CW4 8AF
Tel: +44 (0)1477 536 977

info@lynton.co.uk
www.lynton.co.uk